



vFire Core 9.2

Prerequisites Guide

Version 1.2.1






Table of Contents

Version Details	iv
Copyright	iv
About this Guide	v
Intended Audience	v
Standards and Conventions	v
Introduction	6
Web Server Deployment	7
Hardware Requirements	7
Operating System Requirements	8
Running vFire on Virtualized Servers	8
Additional Requirements	8
Web Server FAQs	9
Database Server Requirements	10
Hardware Requirements	10
Database Engine Requirements	10
Network Location	10
Additional Requirements	10
Client Requirements	12
vFire Core	12
vFire Officer and Portal	12
ActiveX Support	12
Client FAQs	14
User Directory	15
Further Information	16
Product Information and Online Support	16



Technical Support	16
Comments and Feedback	16



Version Details

This guide supports the version of the product listed, and supports all subsequent versions until the document is replaced by a new edition. The table below contains version details for the guide.

Version Number	Date	Details
1.0	19 December 2014	Requirements for vFire Core 9.2, documenting hardware, server and client requirements
1.1	12 June 2015	Requirements for vFire Core 9.2.2, documenting minimum hardware, server and client requirements. The following significant changes should be noted: <ul style="list-style-type: none"> • From version 9.2.2, only 64 bit windows server versions are supported. • Microsoft ASP.NET version 4.5.2 must be installed on the web server. • Oracle data provider for .NET has been updated.
1.1.1	17 July 2015	Minor changes based on feedback and comment
1.2	25 September 2015	Requirements for vFire Core 9.2.3, documenting minimum hardware, server and client requirements. The following significant change should be noted: <ul style="list-style-type: none"> • From version 9.2.3 Windows 10 is supported.
1.2.1	30 September 2015	Minor changes based on feedback and comment

Copyright

Copyright © Alemba Limited (or its licensors, including ©2010 - 2015 VMware, Inc). All rights reserved. This product is protected by U.S. and international copyright and intellectual property laws. VMware products are covered by one or more patents listed at: <http://www.vmware.com/go/patents>. VMware is a registered trademark or trademark of VMware, Inc. in the United States and/or other jurisdictions. VMware Service Manager™ is also trademark of VMware, Inc. Alemba™, vFire™ and vFireCore™ are trademarks of Alemba Limited (vFire Core™ is developed by Alemba Limited from VMware, Inc's product "VMware Service Manager", under licence from VMware, Inc). All other marks and names mentioned herein may be trademarks of their respective companies.



About this Guide

This guide describes the software and hardware requirements for the current version of vFire Core 9.2.






This version of the guide contains instruction for the latest version of the vFire Core software. Users of earlier versions should refer to earlier versions of the guide as outlined on [page iv](#).

Intended Audience

This guide is written for system administrators responsible for installing vFire Core 9.2.

Standards and Conventions

The following standards and conventions are used throughout the guide:

	Prerequisites, including security rights and access you may need prior to completing the task. Prerequisites are also highlighted in a shaded box.
	Information related to the current topic that may be of interest/significance to certain users. Notes are also highlighted in a shaded box.
	Warnings. These are also highlighted in a shaded box.
Field name	Fields are highlighted in bold text.



Introduction

This document describes the requirements for the current version of vFire Core 9.2 and vFire Officer & Portal and should be read prior to installation to ensure that your hardware, server and client requirements are met in order to run vFire Core.

Minimum recommended specifications are given for each requirement. In some instances, such as Hardware CPU and memory, you can use a higher spec than the minimum recommended in order to increase your system's performance.

If you have any further questions regarding prerequisites, please contact the Alemba Service Desk.



Web Server Deployment

This section details the hardware and operating system requirements for running the Web Server component of vFire Core (that is, the main application). Multiple web servers can be configured under a load balancer; contact Alemba for consultation on the best configuration for individual requirements.

We recommend that you install the database on a separate dedicated server.

Hardware Requirements

From version 9.2.2, vFire Core requires a x64 Windows server. The minimum web server hardware requirements for vFire Core are listed below.



This is the recommended **minimum**. If your site has a large volume of data, you should consider using hardware with a higher specification.

Hardware	Minimum Requirement
CPU	Dual Core 2.7 GHz
Memory	16 GB RAM



Operating System Requirements

Below are the minimum requirements for the operating system.

Operating System	Web Server		Hardware	Additional Requirements
	Version	Compatibility Configuration Required		
Windows Server 2008 R2 (64-bit)	IIS 7.5	IIS application pool running in 32-bit mode	x64	.NET 4.5.2. MMC 3.0 or above.
Windows Server 2012	IIS 7.5			
Windows Server 2012 R2	IIS 8.0			



vFire Core 9.2 runs as a 32-bit application on 64-bit Windows systems using the 32-bit compatibility mode.



Upgrading Windows Server 2008 to Windows Server 2012 is not a supported Server upgrade path. We recommend that you always create a new machine for a change in the operating system of a server rather than upgrading.

Running vFire on Virtualized Servers

Virtual machines are supported when the guest operating system is supported by vFire Core and the virtual machine vendor. As a minimum, you should have 2 CPUs and 16GB of RAM on your Virtual Machine. Ensure that the CPUs are not over committed.



Your virtual directory must be configured correctly to ensure smooth upgrade of .NET to 4.5.2. See the **Installation and Upgrade Guide** for more details.

Additional Requirements

The Web Server must include Internet Explorer 8.0 or above.

For Oracle Database servers, install ODAC 12c 32-bit on the web server.



Install all language packs associated with the non-English characters used by Officers at sites that use Unicode databases. This enables the indexing service on the web server to perform indexing correctly.

Web Server FAQs

? What are the web server prerequisites for setting up production and test environments for vFire Core 9.2?

You should install the production environment on its own web server or virtual machine and install the test environment on other servers. When testing an upgrade of vFire Core 9.2, a separate test environment will ensure the integrity of any customizations that have been applied in the production environment.

? What are the web server prerequisites for vFire Core to support POP3/IMAP/SMTP over SSL?

The web server should be able to communicate with the POP3/IMAP/SMTP/MAPI server.

? How should the web server be optimized?

Alemba recommends optimizing the web server for background service performance.



Database Server Requirements

This section details the requirements for running the database component of the current release of vFire Core 9.2.



We recommend that you install vFire Core on a separate server to the database server.

Hardware Requirements

Your database vendor's documentation should provide the minimum recommended hardware configuration required for the database version you intend to deploy.

Database Engine Requirements

vFire Core 9.2 supports the following database engines.

	9.2.0	9.2.1	9.2.2	9.2.3
SQL Server 2008 SP1 , 2008 R2 (32 or 64 bit)	✓	✓	✓	✓
SQL Server 2012 (64 bit)	✓	✓	✓	✓
SQL Server 2014 (64 bit)	✓	✓	✓	✓
Oracle 11g R1 or R2	✓	✓	✓	✓
Oracle 12c	✓	✓	✓	✓

Network Location

The network location of the database server to the vFire Core server will have an impact on performance. Network switching and firewall configurations need to be considered in the design of the system.

Additional Requirements


Please note the following database engine requirements:



Oracle

The current release of vFire Core 9.2 supports:


- Standard and Enterprise editions of Oracle
- 32-bit and 64-bit editions of the Oracle database

 We do not support the 64-bit Oracle client edition.

You must also:

- Ensure that the Oracle client installed on the web server is version 12c.
- Configure the database to support Unicode character sets.
- Install the data provider for .NET, available at the following URL:
<http://www.oracle.com/technetwork/topics/dotnet/index-085163.html>

SQL Server Exclusions

 vFire Core 9.2 does not support SQL Server Express editions.



Client Requirements

This section details the client requirements for the current release of vFire Core.

vFire Core

The current release of vFire Core 9.2 is supported on Microsoft Windows clients with the following browser and operating system combinations.

OS	Windows Vista		Windows 7				Windows 8			Windows 8.1	Windows 10 (9.2.3 onwards)
	IE8	IE9	IE8	IE9	IE10	IE11	IE8	IE9	IE10	IE11	IE11
9.2	✓	✓	✓	✓	✓	✓	✓	✓	✓	✓	✓



64-bit versions of Internet Explorer are NOT supported.

vFire Officer and Portal

Microsoft Silverlight is required to run vFire Officer and Portal. Microsoft Silverlight can be downloaded from the [Microsoft Silverlight web page](#). There is a list of compatible operating systems and browsers in the **System Requirements** tab. Officer and Portal can be run on all operating systems and browsers which are supported by Microsoft.

Silverlight is supported on the following browsers.

	Internet Explorer	Safari	Firefox	Chrome
PC	✓	x	✓	x
Mac	x	✓	✓	x

ActiveX Support

The current release of vFire Core 9.2 client requires permission to download and execute signed ActiveX controls. If this is not feasible, you can install the ActiveX controls using the available MSI package.



You need to configure browser settings for vFire Core (internet and intranet) to download ActiveX controls. Follow these steps.

1. In Internet Explorer (v8.0 or above), go to the **Tools** menu and select **Internet Options**.
2. In the **Security** tab, highlight the **Internet** or **Local Intranet** security level icons, depending on where the web server is located.
3. Click on the **Custom Level** button. The **Security Settings** window is displayed.
4. Select the prompt or enabled option under the **Download Signed ActiveX** controls.



vFire Core 9.2 signs its controls so that they are regarded as trusted controls. This should not affect the majority of sites, as most people will not have modified their default settings.



Client FAQs

? What are the Client prerequisites for Microsoft Office integration?

Alemba supports integration of vFire Core 9.2 with a number of Microsoft Office applications such as Word, Excel and Project. The prerequisite for this integration is that the client machine must have Office 2007 or above installed.

There are additional prerequisites for integration for specific Microsoft products. These prerequisites are described in separate questions that follow.

? What are the Client prerequisites for vFire Core 9.2 spell checking functionality?

Installing Microsoft Word 2007 on the client machines will enable the client machines to use the spell checker in vFire Core 9.2.

? What are the Client prerequisites for MS Project integration with vFire Core 9.2?

MS Project 2007 and above are supported. This will enable you to export request and task schedules to MS Project using the **Project** explorer option.



User Directory

The following directory servers are supported by vFire Core 9.2.

Directory Server	Version
Microsoft Active Directory	2008
Microsoft Active Directory	2012
Novell eDirectory	8
Sun Java System Directory	5



Further Information

Product Information and Online Support

For documentation, release notes, software updates, or information about Alemba products, licensing and services, visit:

www.alemba.com.



You may need to register to access some of these details.

Technical Support

For technical support or other contact details please visit:

www.alemba.com/contact-us

Comments and Feedback

If you have any comments or feedback on this documentation, submit it to info@alembagroup.com.